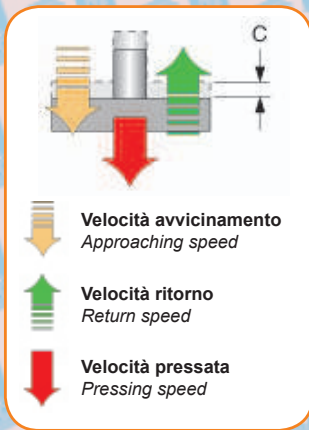
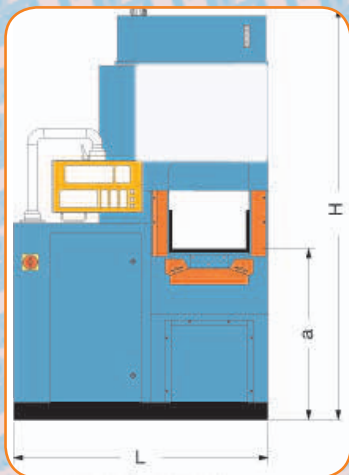
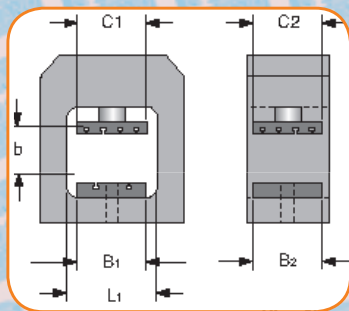


SuperCOMBI 300÷800 ton

Presse monoblocco tavola discendente Monobloc presses, descending plate



SUPERCOMBI 300



| Caratteristiche Features | | Press. Press. | Corsa Stroke | Velocità Speed | | | Produzione (colpi/min)** Production (strokes/min) | | | Potenza Power | |
|-----------------------------|------------------|------------------|-----------------|-------------------|-----------|-----------------|--|----------------|----------------|------------------|--------|
| Modello Model | Articolo Item | ton | max bar | (C) mm | mm sec | sec pressing | 30 mm P=100% | 30 mm P=10% | 10 mm P=10% | kW | |
| 300 | P745100 | 300 | 500 | 0 ÷ 100 | 60 | 95 | 1,6 | 21 | 45 | 65 | 5,5 |
| 500 | P758100 | 500 | 500 | 0 ÷ 100 | 60 | 95 | 1,0 | 13 | 28 | 50 | 5,5 |
| 800 | P763100 | 800 | 700 | 0 ÷ 100 | 57 | 84 | 1,7 | 11 | 18 | 65 | 11,0 |
| 800 plus veloce | P766100 | 800 | 500 | 0 ÷ 200 | 200 | 200 | 3,6 | 30 | 55 | 100 | 2x18,5 |

Dimensioni / Dimensions mm

| Modello Model | Articolo Item | L1 | a(max) | B1 | B2 | C1 | C2 |
|------------------|------------------|-----|--------|-----|-----|-----|-----|
| 300 | P745100 | 350 | 300 | 350 | 380 | 350 | 380 |
| 500 | P758100 | 380 | 310 | 380 | 476 | 380 | 476 |
| 800 | P763100 | 390 | 330 | 390 | 540 | 390 | 540 |
| 800 plus veloce | P766100 | 600 | 450 | 600 | 740 | 590 | 950 |

Dimensioni / Dimensions mm

| Modello Model | Articolo Item | L | P | H | a | kg |
|------------------|------------------|------|------|------|------|-------|
| 300 | P745100 | 1260 | 700 | 2050 | 950 | 2500 |
| 500 | P758100 | 1300 | 700 | 2120 | 880 | 3100 |
| 800 | P763100 | 1500 | 850 | 2300 | 880 | 4200 |
| 800 plus veloce | P766100 | 2245 | 1000 | 2590 | 1135 | 10000 |

* = Modello Standard (su richiesta sono fornibili presse complete di portastampi con espulsore meccanico)
Standard model (there are available presses with die-holder and mechanical ejector inside)