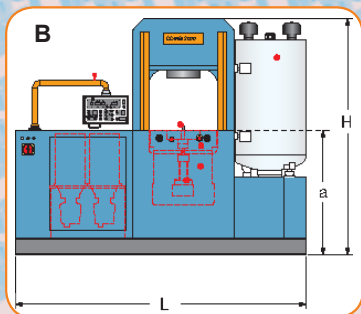
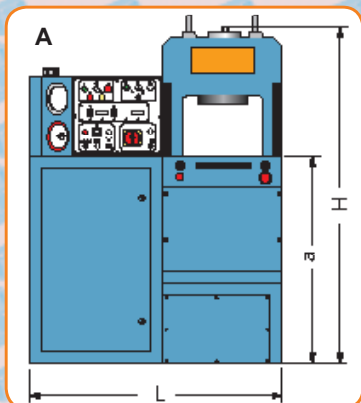
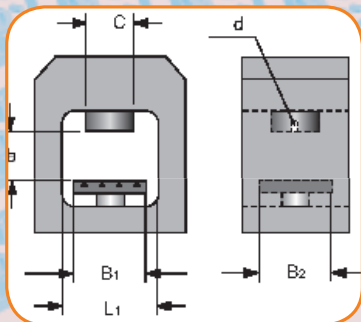
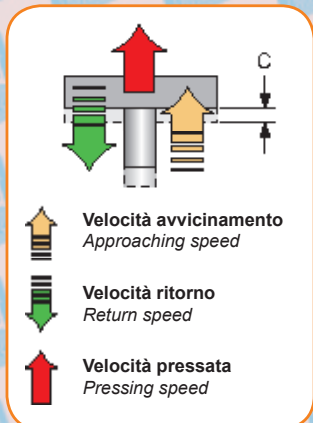


COMBI 200÷2000 ton



Presses monoblocco tavola ascendente Monobloc presses with ascending bolster plate



COMBI 300



COMBI 2000

Caratteristiche Features		Press. Press.	Corsa Stroke	Velocità Speed	Produzione (colpi/min)** Production (strokes/min)			Potenza Power		
Modello Model	Articolo Item	ton	max bar	(C) mm	mm sec	pressing	30 mm P=100%	30 mm P=10%	10 mm P=10%	kW
200	P737100	200	700	0 ÷ 60	75 145	2	21	45	70	5,5
300	P740100	300	500	0 ÷ 100	60 95	1,6	21	45	65	5,5
300 Plus	P748100	300	500	0 ÷ 100	60 95	1,6	21	45	65	5,5
500	P750100	500	500	0 ÷ 100	60 95	1	13	28	50	5,5
500 Plus Veloce	P756100	500	500	0 ÷ 100	182 260	5	13	28	100	2x18,5
600	P759100	600	600	0 ÷ 100	55 90	1	12	26	45	7,5
800	P760100	800	700	0 ÷ 100	57 84	1,7	11	18	65	11,0
800 Plus	P765100	800	700	0 ÷ 150	57 84	1,7	11	18	65	11,0
1200	P770100	1200	610	0 ÷ 100	60 87	1,8	8	17	65	2x11,0
2000	P775100	2000	600	0 ÷ 100	50 62	1,5	8	17	30	32

** I valori indicati sono in funzione della corsa (C = mm) e della pressione applicata (P = %)
The values here referred are resulting from length of stroke (C = mm) and of the working load applied (P = %)

Dimensioni / Dimensions mm

Modello Model	Articolo Item	L1	b(max)	B1	B2	Ø C	Ø d
200	P737100	320	220	310	450	168	22
300	P740100	340	240	330	376	168	22
300 Plus	P748100	440	250	430	536	248	22
500	P750100	410	262	400	476	245	32
500 Plus Veloce	P756100	410	360	395	540	245	22
600	P759100	410	262	400	476	245	22
800	P760100	410	275	395	540	248	25
800 Plus	P765100	490	305	480	706	248	25
1200	P770100	600	385	585	735	298	32
2000	P775100	720	550	700	1200	350	32

Dimensioni / Dimensions mm

Modello Model	Articolo Item	Fig.	L	P	H	a	kg
200	P737100	A	1270	660	1460	950	1360
300	P740100	A	1235	660	1550	955	1840
300 Plus	P748100	A	1500	800	1820	1090	3500
500	P750100	A	1275	700	1670	955	2800
500 Plus Veloce	P756100	B	1610	1130	1960	1080	5500
600	P759100	A	1275	700	1670	955	3000
800	P760100	A	1500	800	1900	1100	3800
800 Plus	P765100	A	1580	815	1900	1100	4200
1200	P770100	B	2240	970	2150	1090	10000
2000	P775100	B	3060	1400	2500	1314	16500

* = Modello Standard (su richiesta sono fornibili presse complete di portastampi con espulsore idraulico)
Standard model (there are available presses with die-holder and hydraulic ejector inside)