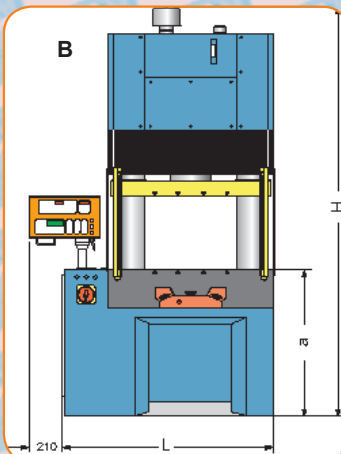
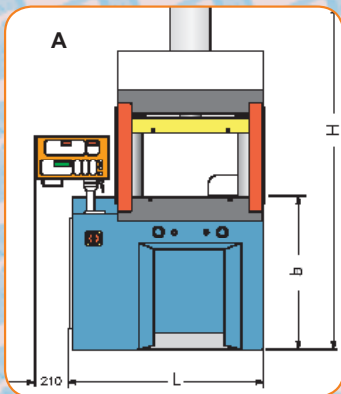
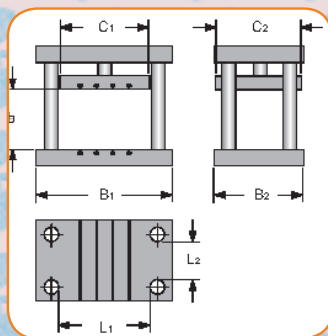
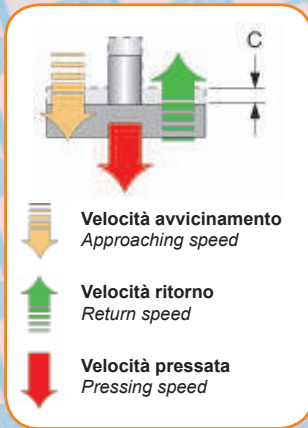


COMBI 4C 80÷300 ton



Presses a 4 colonne tavola discendente Four-column presses, descending plate



COMBI 80/4C



COMBI 300/4C

| Caratteristiche Features | | Press. Press. | Corsa Stroke | Velocità Speed | | | Produzione (colpi/min)** Production (strokes/min) | | | Potenza Power | |
|-----------------------------|------------------|------------------|-----------------|-------------------|-----------------|-----|--|-----------------|----------------|------------------|------|
| Modello Model | Articolo Item | ton | max bar | (C) mm | mm sec pressing | | | 30 mm P=100% | 30 mm P=10% | 10 mm P=10% | kW |
| 80 | P779100 | 80 | 320 | 0 ÷ 100* | 34 | 58 | 4,5 | 26 | 35 | 76 | 5,5 |
| 100 | P784100 | 100 | 350 | 0 ÷ 200* | 47 | 106 | 4,5 | 25 | 48 | 80 | 7,5 |
| 200 | P788100 | 200 | 500 | 0 ÷ 200* | 60 | 90 | 5 | 22 | 45 | 75 | 15,0 |
| 300 | P790100 | 300 | 500 | 0 ÷ 300* | 50 | 70 | 4,7 | 19 | 40 | 70 | 18,5 |

* Corsa standard, su richiesta sono fornibili presse con valori di corsa superiori
Standard stroke, on request we can deliver presses with different values of stroke

** I valori indicati sono in funzione della corsa (C = mm) e della pressione applicata (P = %)
The values here referred are resulting from length of stroke (C = mm) and of the working load applied (P = %)

Dimensioni / Dimensions mm

| Modello Model | Articolo Item | L1 | L2 | b(max) | B1 | B2 | C1 | C2 | ød |
|------------------|------------------|-----|-----|--------|------|-----|-----|-----|----|
| 80 | P779100 | 410 | 260 | 330 | 645 | 495 | 410 | 350 | 20 |
| 100 | P784100 | 600 | 250 | 400 | 910 | 560 | 600 | 550 | 22 |
| 200 | P788100 | 600 | 250 | 410 | 1070 | 720 | 600 | 710 | 25 |
| 300 | P790100 | 600 | 385 | 510 | 1070 | 850 | 600 | 840 | 50 |

Dimensioni / Dimensions mm

| Modello Model | Articolo Item | Fig. | L | P | H | a | kg |
|------------------|------------------|------|------|------|------|-----|------|
| 80 | P779100 | A | 750 | 990 | 1790 | 990 | 1100 |
| 100 | P784100 | A | 1200 | 1130 | 2160 | 960 | 1900 |
| 200 | P788100 | B | 1375 | 1300 | 2450 | 960 | 5500 |
| 300 | P790100 | B | 1380 | 1530 | 2700 | 960 | 7500 |

* = Modello Standard (su richiesta sono fornibili presse complete di portastampi con espulsore idraulico)
Standard model (there are available presses with die-holder and hydraulic ejector inside)